



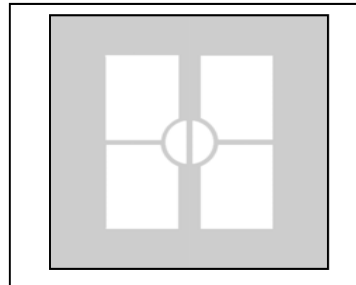
GENERAL STANDARDS

- No signs shall be illuminated.
- Signs should be kept neat, clean and in good repair.
- A sign should be placed to avoid being accidentally moved or blown from its location.
- Signs must not be attached to trees, shrubbery, utility poles or traffic control signals.
- Signs should not obscure signs on adjacent properties.
- No sign can be placed which is a hazard to the public due to its location, design or construction.
- Permits are not required for temporary or portable signs.
- Always call for utility locates before posting any stick or post sign deeper than 2 ft. into the ground. *“Call 811 before you dig!” (Oregon Utility Notification Center)*



Questions?

For questions on placing temporary or portable signs, please refer to section 11.32.090 of the Hillsboro Municipal Code, available at www.ci.hillsboro.or.us, or call the Planning Department at 503-681-6153.



City of Hillsboro

Planning Department
150 E. Main Street, Fourth Floor
Hillsboro, OR 97123
(503) 681-6153

City of Hillsboro

TEMPORARY AND PORTABLE SIGNS

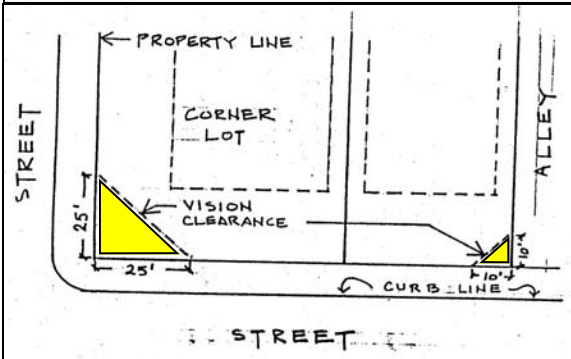
Your guide to temporary and portable signs



Temporary & Portable Signs

THE VISION CLEARANCE TRIANGLE

No matter where in Hillsboro, signs taller than 30 in. cannot be placed within the Vision Clearance Triangle. Per the diagram below, the Vision Clearance Triangle is the area on the corner of a lot adjacent to an intersection. This area must be preserved so drivers can see oncoming traffic, bicyclists, and pedestrians.



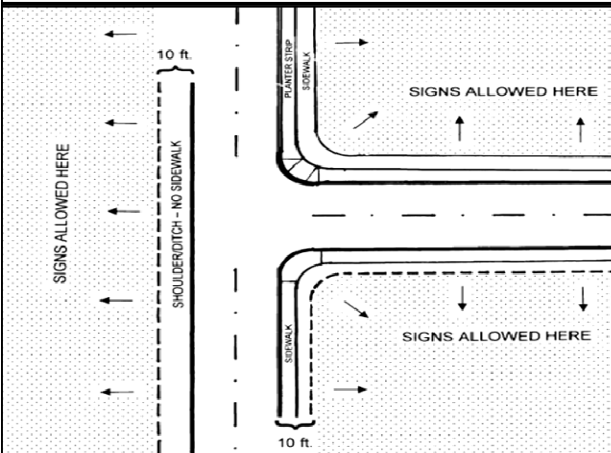
SIGNS AT PUBLIC STREET INTERSECTIONS

- Max. size: 6 sq.ft. in area, 30 in. tall
- May only be displayed between 6 am and 9 pm.
- No more than 1 per property per intersection.
- Keep at least 2 ft. separation from vehicle travel areas.

SIGNS ON PRIVATE PROPERTY

General Requirements:

- Signs must be at least 10 ft. from the street pavement, OR behind the outside edge of sidewalk, whichever is further from the street pavement (see diagram below).
- 1 add'l sign is allowed per add'l street frontage on a property, such as when the property is a corner lot.



Commercial/Industrial Property:

- Max. size: 4 sq. ft. in area and 5 ft. tall.
- Up to 2 signs per property.
- Signs may only be displayed between 6 am and 9 pm.
- 1 sign up to 32 sq.ft. in area & 8 ft. tall, may be displayed during the sale, remodel, or construction of a property.

SIGNS ON PRIVATE PROPERTY (CONT'D)

Residential Property:

- Max. size: 6 sq.ft. in area and 4 ft tall.
- Exception: 1 sign can be up to 6 ft. tall.
- Up to 5 signs total per property, including any permanent signs.



SIGNS ON SIDEWALKS

- May only be displayed on sidewalks at least 8 ft. wide.
- Must be within 3 ft. of the curb, if there is no planter strip.
- Must leave a 5 ft. clear span for pedestrians on the sidewalk.
- Must not block ADA ramps or doors of parked vehicles.
- Displayed only between 6 am-9 pm.
- Max. of 2 signs per property, per street frontage.